

CHILDREN'S ACTIVITY

Love. Acts.

SUPPLIES NEEDED:

Bible, small paper hearts download

One of the mission projects supported by Week of Compassion was the rebuilding of a school in Haiti destroyed by Hurricane Matthew. The school was so badly damaged that students held class under a canopy made of tarps. Can you imagine that?

But the community of Cassavon came together, and neighbors pitched in to purchase the supplies to build a new, safe school. It took everyone to make this happen.

That is love, isn't it? Can you imagine what it would be like if your school or house or church was destroyed? If that happened, would you help repair it?

Love is when we come together to make a difference in the life of another person. Let's look at a scripture which describes love. [Read 1st Corinthians 13:1-13 and discuss.]

Let's use the paper hearts we cut out to think about how love makes a difference.

OPTION 1:

Create a love challenge based on 1 Corinthians 13:4-7. Invite each child to color, decorate, and cut out the paper hearts. Then as a group, brainstorm some ways they might be able to show love during the following week. Assist the children in writing one challenge on each heart. Then have the children fold the papers and place them in a basket or bowl. After this, have each child draw out one folded challenge. This is their challenge for the week.

OPTION 2:

Give each child four of the small heart cutouts. On two of them, they can write a word or draw an image that they think of when they hear the word "LOVE." (Maybe love is their grandmother, or love is their stuffed animal. There are no wrong answers!)



Remind the kids that love is also action. Love is helping to repair a school when it is damaged or helping a friend when they need it. While we can't all be there to help repair a school or home, we can serve our neighbors. Ask the children what things they can do in their own community. On the other two hearts, they can write ways that they will love another person during the next few days... at home, school, or church. (For example, "love is helping my friend with a math problem, or "love is sitting by a classmate at lunch who is alone.")

Invite the students to take the hearts and post them in a place where they can see them daily, to be reminded of ways to show love to family and friends.

Prayer



God, we thank you for showing us how to love in so many different ways. We can love by being patient or kind. We can love by saying or by doing something helpful. Help us in all situations to show love to others. And when we forget, gently remind us again. Amen.





**PAPER HEARTS
PRINTABLE**

*(pairs with Children's
Activity: Love. Acts.)*



*And now these
three remain:
faith, hope and love.
But the greatest of
these is love.*

1 CORINTHIANS 13:13

